



# 6" J-FORCE™ QUICK START GUIDE

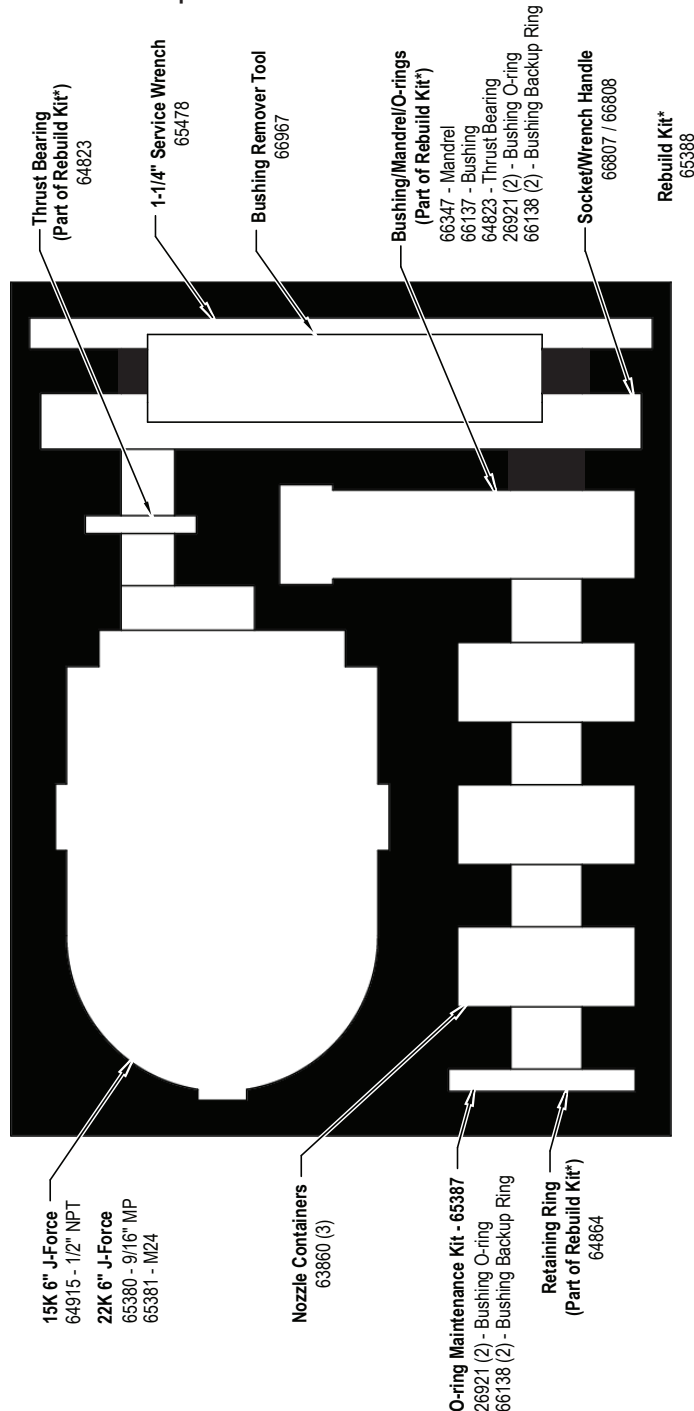
QSG-178




|                                  |                             |                |
|----------------------------------|-----------------------------|----------------|
| Model Name                       | JF6X15                      | JF6X22         |
| Maximum Operating Pressure (psi) | 15,000                      | 22,000         |
| Minimum Operating Pressure (psi) | 2,500                       |                |
| Maximum Flow (gpm)               | 60                          |                |
| Maximum Operating Pressure (bar) | 1000                        | 1500           |
| Minimum Operating Pressure (bar) | 170                         |                |
| Maximum Flow (l/min)             | 226                         |                |
| Inlet Connection                 | 1/2" NPT                    | 9/16"MP or M24 |
| Tube or Pipe I.D. (in)           | 6                           |                |
| Tube or Pipe I.D. (mm)           | 152                         |                |
| Speed Range (rpm)                | 800 - 1000                  |                |
| Nozzle Types Accepted            | JS4F, P4TC                  |                |
| Nozzle Pattern                   | 2 @ 10°, 2 @ 100°, 2 @ 135° |                |
| Diameter (in)                    | 3.75                        |                |
| Length (in)                      | 5.34                        |                |
| Weight (lbs)                     | 11                          | 11             |
| Diameter (mm)                    | 95                          |                |
| Length (mm)                      | 136                         |                |
| Weight (kg)                      | 5                           | 5              |

Note: Part numbers and descriptions are subject to change without notice.

## 6" J-FORCE™ | PARTS PLACEMENT



## 6" J-FORCE™ | NOZZLE FLOW RATES



| Flow (gpm) | 6" J-Force, Universal |                          |          |            |                          |          |
|------------|-----------------------|--------------------------|----------|------------|--------------------------|----------|
|            | 2500 psi              |                          |          | 5000 psi   |                          |          |
|            | Pull (lbf)            | Nozzle Diameter (inches) |          | Pull (lbf) | Nozzle Diameter (inches) |          |
| 32         |                       | Fwd x 2, Side x 2        | Rear x 2 |            | Fwd x 2, Side x 2        | Rear x 2 |
| 33         |                       |                          |          |            |                          |          |
| 34         |                       |                          |          |            |                          |          |
| 35         |                       |                          |          |            |                          |          |
| 36         |                       |                          |          |            |                          |          |
| 37         |                       |                          |          | -78        | 0.018                    | 0.090    |
| 38         |                       |                          |          | -76        | 0.022                    | 0.090    |
| 39         |                       |                          |          | -83        | 0.018                    | 0.093    |
| 40         |                       |                          |          | -51        | 0.038                    | 0.082    |
| 41         |                       |                          |          | -80        | 0.024                    | 0.093    |
| 42         |                       |                          |          | -70        | 0.032                    | 0.090    |
| 43         |                       |                          |          | -77        | 0.029                    | 0.093    |
| 44         |                       |                          |          | -91        | 0.022                    | 0.098    |
| 45         |                       |                          |          | -89        | 0.026                    | 0.098    |
| 46         |                       |                          |          | -42        | 0.047                    | 0.082    |
| 47         | -76                   | 0.020                    | 0.125    | -87        | 0.029                    | 0.098    |
| 48         | -75                   | 0.026                    | 0.125    | -85        | 0.032                    | 0.098    |
| 49         | -74                   | 0.029                    | 0.125    | -107       | 0.018                    | 0.106    |
| 50         | -73                   | 0.032                    | 0.125    | -107       | 0.022                    | 0.106    |
| 51         | -71                   | 0.035                    | 0.125    | -80        | 0.038                    | 0.098    |
| 52         | -70                   | 0.038                    | 0.125    | -105       | 0.026                    | 0.106    |
| 53         | -51                   | 0.052                    | 0.115    | -61        | 0.047                    | 0.093    |
| 54         | -68                   | 0.042                    | 0.125    | -101       | 0.032                    | 0.106    |
| 55         |                       |                          |          | -50        | 0.052                    | 0.090    |
| 56         | -48                   | 0.057                    | 0.115    | -99        | 0.035                    | 0.106    |
| 57         | -31                   | 0.067                    | 0.106    | -71        | 0.047                    | 0.098    |
| 58         |                       |                          |          | -126       | 0.024                    | 0.115    |
| 59         | -63                   | 0.052                    | 0.125    | -125       | 0.026                    | 0.115    |
| 60         | -44                   | 0.063                    | 0.115    | -93        | 0.042                    | 0.106    |

| Flow (gpm) | 6" J-Force, Universal |                          |          |            |                          |          |
|------------|-----------------------|--------------------------|----------|------------|--------------------------|----------|
|            | 10000 psi             |                          |          | 12500 psi  |                          |          |
|            | Pull (lbf)            | Nozzle Diameter (inches) |          | Pull (lbf) | Nozzle Diameter (inches) |          |
| 26         |                       | Fwd x 2, Side x 2        | Rear x 2 |            | Fwd x 2, Side x 2        | Rear x 2 |
| 27         |                       |                          |          |            |                          |          |
| 28         |                       |                          |          |            |                          |          |
| 29         |                       |                          |          | -54        | 0.022                    | 0.052    |
| 30         | -72                   | 0.018                    | 0.063    | -48        | 0.026                    | 0.052    |
| 31         | -71                   | 0.020                    | 0.063    | -68        | 0.022                    | 0.057    |
| 32         | -69                   | 0.022                    | 0.063    | -65        | 0.024                    | 0.057    |
| 33         | -26                   | 0.035                    | 0.052    | -62        | 0.026                    | 0.057    |
| 34         | -88                   | 0.018                    | 0.069    | -38        | 0.032                    | 0.052    |
| 35         | -86                   | 0.020                    | 0.069    | -57        | 0.029                    | 0.057    |
| 36         | -85                   | 0.022                    | 0.069    | -83        | 0.024                    | 0.063    |
| 37         | -82                   | 0.024                    | 0.069    | -101       | 0.020                    | 0.067    |
| 38         | -98                   | 0.020                    | 0.073    | -110       | 0.018                    | 0.069    |
| 39         | -96                   | 0.022                    | 0.073    | -108       | 0.020                    | 0.069    |
| 40         | -67                   | 0.032                    | 0.067    | -46        | 0.035                    | 0.057    |
| 41         | -92                   | 0.026                    | 0.073    | -103       | 0.024                    | 0.069    |
| 42         | -46                   | 0.038                    | 0.063    | -70        | 0.032                    | 0.063    |
| 43         | -88                   | 0.029                    | 0.073    | -89        | 0.029                    | 0.067    |
| 44         | -94                   | 0.029                    | 0.075    | -64        | 0.035                    | 0.063    |
| 45         | -39                   | 0.042                    | 0.063    | -83        | 0.032                    | 0.067    |
| 46         | -62                   | 0.038                    | 0.069    | -114       | 0.026                    | 0.073    |
| 47         | -79                   | 0.035                    | 0.073    | -58        | 0.038                    | 0.063    |
| 48         | -50                   | 0.042                    | 0.067    | -110       | 0.029                    | 0.073    |
| 49         | -74                   | 0.038                    | 0.073    | -84        | 0.035                    | 0.069    |
| 50         | -116                  | 0.029                    | 0.082    | -71        | 0.038                    | 0.067    |
| 51         | -80                   | 0.038                    | 0.075    | -49        | 0.042                    | 0.063    |
| 52         | -112                  | 0.032                    | 0.082    |            |                          |          |
| 53         | -39                   | 0.047                    | 0.067    |            |                          |          |
| 54         | -72                   | 0.042                    | 0.075    |            |                          |          |
| 58         | -28                   | 0.052                    | 0.067    |            |                          |          |

| Flow (gpm) | 6" J-Force, Universal |                          |          |            |                          |          |
|------------|-----------------------|--------------------------|----------|------------|--------------------------|----------|
|            | 17500 psi             |                          |          | 20000 psi  |                          |          |
|            | Pull (lbf)            | Nozzle Diameter (inches) |          | Pull (lbf) | Nozzle Diameter (inches) |          |
| 25         |                       | Fwd x 2, Side x 2        | Rear x 2 |            | Fwd x 2, Side x 2        | Rear x 2 |
| 24         |                       |                          |          |            |                          |          |
| 26         | -43                   | 0.022                    | 0.042    | -56        | 0.018                    | 0.042    |
| 27         | -65                   | 0.018                    | 0.047    | -52        | 0.020                    | 0.042    |
| 28         | -62                   | 0.020                    | 0.047    | -27        | 0.026                    | 0.038    |
| 29         | -58                   | 0.022                    | 0.047    | -44        | 0.024                    | 0.042    |
| 30         | -82                   | 0.018                    | 0.052    | -70        | 0.020                    | 0.047    |
| 31         | -28                   | 0.029                    | 0.042    | -67        | 0.022                    | 0.047    |
| 32         | -50                   | 0.026                    | 0.047    |            |                          |          |
| 33         | -76                   | 0.022                    | 0.052    | -94        | 0.018                    | 0.052    |
| 34         | -72                   | 0.024                    | 0.052    | -58        | 0.026                    | 0.047    |
| 35         | -98                   | 0.020                    | 0.057    | -86        | 0.022                    | 0.052    |
| 36         |                       |                          |          | -82        | 0.024                    | 0.052    |
| 37         | -36                   | 0.032                    | 0.047    | -116       | 0.018                    | 0.057    |
| 38         | -91                   | 0.024                    | 0.057    | -78        | 0.026                    | 0.052    |
| 39         | -87                   | 0.026                    | 0.057    | -108       | 0.022                    | 0.057    |
| 40         | -54                   | 0.032                    | 0.052    | -70        | 0.029                    | 0.052    |
| 41         | -124                  | 0.020                    | 0.063    | -104       | 0.024                    | 0.057    |
| 42         | -120                  | 0.022                    | 0.063    |            |                          |          |
| 43         | -46                   | 0.035                    | 0.052    | -62        | 0.032                    | 0.052    |
| 44         | -73                   | 0.032                    | 0.057    |            |                          |          |
| 45         |                       |                          |          |            |                          |          |
| 46         | -37                   | 0.038                    | 0.052    |            |                          |          |

# 6" J-FORCE™ | QUICK START GUIDE

## DANGER

**THIS PRODUCT CAN BE DANGEROUS IF NOT USED PROPERLY!** Always wear appropriate Personal Protective Equipment (PPE). Detailed PPE information can be found at: [www.fsesgsafety.com](http://www.fsesgsafety.com) and clicking on the JETSTREAM name or by referring to the yellow JETSTREAM SAFETY WARNING pamphlet (PI-082).

The following Quick-Start Guide is intended to provide the customer with an expedient reference for 6" J-Force installation and operation. It does not replace the complete product instructions (PI-178).

This product is sold with the understanding that the purchaser agrees to thoroughly train all operators and maintenance personnel in the correct and safe installation, operation, and maintenance of the product and to provide adequate supervision of personnel at all times. JETSTREAM urges customers to make complete instructions available to all personnel and ensure they are read thoroughly before installing, connecting or using the 6" J-Force. Retain these instructions for future reference. If this product is resold or otherwise conveyed, the purchaser must pass on these instructions to the new user. If any questions remain, or to request additional copies, call JETSTREAM at (800) 231-8192 or (832) 590-1300.

Read the yellow JETSTREAM SAFETY WARNING pamphlet (PI-082) included with the shipment of the product.

## CONNECTING 6" J-FORCE

Prior to the start of any job, make sure only high pressure rated fittings and hoses are used in the waterblasting system.

Prior to installing the 6" J-Force onto the hose, flush the system to clear any debris.

### 15K PSI RATED CONNECTION (NPT INLET)

1. Apply 3-4 wraps of Teflon thread sealant tape to the available male threads of the connection.
2. Apply anti-seize compound over the sealant tape for additional protection against galling.
3. Install the JF6X15 by using an appropriate open-ended wrench on flats found on the body and tighten 1-2 turns past hand-tight. All NPT pipe connections should have a minimum thread engagement of (4) threads.

### 22K PSI RATED CONNECTION (9/16" MP or M24)

1. Apply anti-seize compound to the threads of the Type M connection.

**NOTE: DO NOT** use Teflon tape on 22K PSI connections.

2. Install the JF6X22 by using an appropriate open-ended wrench on flats found on the body and tighten to 90 lb-ft.

**NOTE: DO NOT OVERTIGHTEN;** damage to coned sealing surface could result.

## OPERATION

As per the WJTA-IMCA Recommended Practices, all operators shall follow the OSHA regulations for personal protective equipment. (OSHA guidelines for Personal Protective Equipment are available in document number 3151-12R 2004, which can be obtained from [www.osha.gov](http://www.osha.gov).) All operators shall be issued suitable head protection, eye protection, hearing protection, body protection, hand and foot protection and respiratory protection (if needed). For detailed specifications on all protections required, refer to the WJTA-IMCA 'Recommended Practices for the Use of High Pressure Waterjetting Equipment' Section 6, Protective Equipment For Personnel.

## CAUTION

The 6" J-Force™ can be used at a minimum service temperature of -20°C (-4°F) and a maximum service temperature of 115°C (240°F). Use at temperatures lower or higher than these recommended temperatures may result in premature tool failure.

1. Start by slowly increasing pressure to 500 psi and check the entire system, including all connections, for leaks. Increase pressure in increments, pausing at each to inspect the system for leaks, proper rotation of tool, temperature, and other operational anomalies. If any problems are discovered, lower pressure back to zero and turn off source of power before making any adjustments.
2. During operation, it is normal for water to leak out of the front of the head from around the front nozzle (or front plug). This leak-by water comes from the water-bearing that the tool operates on.

## WARNING

Remove the tool from service if:

- a. The rotor or mandrel shows signs of cracking or other damage.
- b. The wall thickness of these parts is reduced by 25% at any point.
- c. The nozzles can no longer hold pressure at water flow rate for which it was sized.

**NOTE:** For improved reliability and longer life, it is recommended that a filter of at least 10 microns be used on the water supply inlet. A strainer (100 mesh minimum) must also be used in the water tank (if equipped with tank).



J-Force surface may exceed 200°F.



J-Force utilizes magnets which produce strong magnetic fields. Keep the tool at least 6 inches away from any medical device.

## QSG-178

## DANGER


Failure to follow the following instructions will cause unsafe conditions, severe injury can result.

- DO NOT operate the 6" J-Force above its specified pressure.
- Operator must wear ear protection due to the noise generated by the spinning nozzle.
- NEVER stand in the plane of blasting.
- A Lance Safety Grip is recommended to minimize the risk of a live nozzle unexpectedly exiting the tube back at the lance operator.
- At high-pressure, the water can be hot. Wear gloves and use caution to prevent scalding.
- Place barricades with warning signs or barricade tape around work area. This includes the waterblast unit and all high-pressure hoses.
- Operator must be outfitted with proper safety apparel (refer to yellow JETSTREAM SAFETY WARNING pamphlet). Body armor is strongly recommended.

## CAUTION

DO NOT use the 6" J-Force if it has not been cleaned and inspected prior to starting the working shift.

## FOR FURTHER INFORMATION SEE:

 YouTube <https://www.youtube.com/user/JetstreamWaterblast>

and the

### Jetstream Safety Manual

